



Autumn

25 Themed Reading, Writing, & Math Activities

 grill	 jump
 mug	 sun
 flag	 desk








Measuring with Pumpkins

Cut out the pumpkin ruler. Use it to measure the objects below. Write your answer.

How long is your pencil? _____ pumpkins
 How long is a crayon? _____ pumpkins
 How long is your hand? _____ pumpkins
 How long is your foot? _____ pumpkins

Find three more things to measure. Write them below.

I measured a _____ pumpkins
 I measured a _____ pumpkins
 I measured a _____ pumpkins

one	two	three	four	five	six	seven
						

Card 5

I see 6 acorns under the tree. I see 2 more acorns fall to the ground. How many acorns are on the ground now?



Card 6

There are 2 brown leaves and 5 yellow leaves on the ground. How many leaves are on the ground?



Card 7

I had 6 pieces of pumpkin pie. I ate 2 pieces. How many pieces of pie do I have left?



Card 8

I made 7 mugs of apple cider. My friends drank 5 mugs. How many mugs are left?



A Quiet
Simple Life
Sallie Borrink



A Quiet
Simple Life
Sallie Borrink

Thank You!

Thank you for purchasing this product. I hope you enjoy it!

Terms of Use

The Terms of Use are located at sallieborrink.com/digital-products-terms-of-use

Permission is granted only for usage as outlined on the current Terms of Use page, which is updated as needed by law. Feel free to contact me if you have questions about the Terms of Use. I will be happy to discuss them with you.

Contact Me

Email: Sallie@SallieBorrink.com

Website: SallieBorrink.com

Shop: SallieBorrink.com/shop

Pinterest Boards: pinterest.com/sallieborrink

Graphics Credits

Images: Scrappindoodles.com, openclipart.org, MyCuteGraphics.com

Contents

Math & Science

- 6 Addition and Subtraction Center – Students will read the simple story problem and determine if it is an addition or subtraction problem. They will then record their answer on the answer sheet.
- 9 Write the Missing Number Center – Students will determine the missing number on the card (example: 14, ____, 16) and record the answer on the answer sheet.
- 13 Measuring with a Pumpkin Ruler – Students will cut out pumpkin rulers and measure various objects. They will record their answers on the answer sheet.
- 14 Pumpkin Measurement – Students will record predictions for a pumpkin (weight, number of seeds, circumference, and height) and then record their actual measurements.
- 15 Pumpkin Properties – Students will illustrate the inside and outside of their pumpkin. They will also write one word descriptions of their pumpkin.
- 16 Fall Patterns – Students will cut out the objects and glue to complete the pattern.
- 17 Odd and Even Pumpkins – Students will write numbers with the numbers 1-20. They will then paste them into the appropriate section (odd or even).
- 19 Pumpkin Count – Students will write the number of seeds in the pumpkin (1-20).
- 20 Autumn Addition – Students will count the objects and draw a line to the correct answer.
- 21 Seasons – Students will color the pictures with orange and the other pictures with green.
- 22 We Love Pumpkins! Class Graph – Class will create a graph of who likes which choice best (pumpkin pie, pumpkin soup or pumpkin seeds).

Reading & Writing

- 23 Short and Long Vowels Center – Students will sort the cards into short vowels and long vowels. They will record their answers and then write two sentences using some of the words. Color and writing mats included.
- 27 Predictable Reader – Students will read an original predictable reader (full color and b/w for coloring)
- 28 Beginning Sounds – Students will write the beginning sound for each picture.

- 32 Ending Sounds – Students will write the ending sound for each picture.
- 33 Autumn ABC Order – Students will put two sets of four words in ABC order.
- 34 Reading Response – Students will complete a graphic organizer with four sections and/or writing: beginning, middle, end and my favorite part.
- 35 How to Carve a Pumpkin Graphic Organizer – Students will draw and/or write steps to carve a pumpkin.
- 36 How to Carve a Pumpkin Writing – Students will write the six steps to carve a pumpkin.
- 37 A Story Map – Students will complete a graphic organizer with title, characters, setting, beginning, middle and end.
- 38 A Story Web – Students will complete a graphic organizer with author, main characters, setting, problem and solution.

Extra Fun

- 39 Venn diagram – Students will compare and contrast pumpkins and pumpkins.
- 40 Pumpkins KWL Chart – Two pumpkin-themed KWL charts (one vertical and one horizontal)
- 42 Fall Word Search – Students will look for fall-themed words.
- 43 Memory Game – Students will play a memory game in fall-themed memory game.
- 45 Word Wall - 25 fall-themed words with blank word wall cards for typing additional words.
- 54 First Hundred Words – Students will use Fry's First Hundred Words with blank flash cards for typing additional words.

Card 1

I planted 5 pumpkin seeds and 3 apple seeds. How many seeds did I plant?



Card 2

My apple tree has 12 apples. I picked 7. How many apples are left?



Card 3

There are 4 red apples and 5 green apples in the basket. How many apples are in the basket?



Card 4

There are 9 pumpkins in the garden. I picked 3 pumpkins. How many pumpkins are left?



Card 1

14, __, 16



Card 2

__, 8



Card 3

5, 6, __



Card 4

10, __, 12




2, 3



Card 6

16, 17, __



Sample

Sample

Sample

Sample

Sample

Sample

Measuring with Pumpkins

Cut out the pumpkin ruler. Use it to measure the objects.
Write your answer.

How long is your pencil? _____ pumpkins

How long is a crayon? _____ pumpkins

How long is your hand? _____ pumpkins

How long is your foot? _____ pumpkins








Find three more things to measure. Write them below.

I measured a _____ pumpkins

I measured a _____ pumpkins

I measured a _____ pumpkins

✂

one	two	three	four	five	six	seven
						

Little Mouse Likes Fall

Written by Sallie Borrink

© 2020 Sallie Borrink



Little M likes fall.





Autumn ABC Order

pumpkin

1.

fall

2.

apple

3.

harvest

4.

rake

bonfire

2.



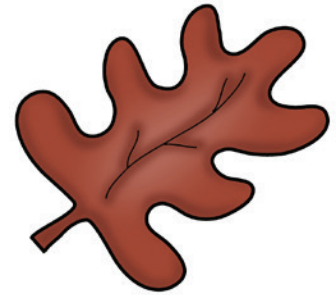
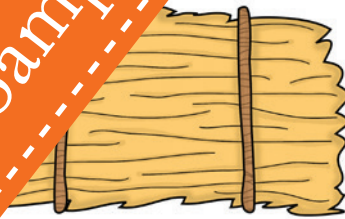
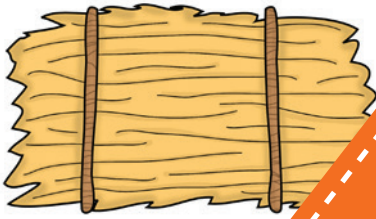


football

3.

swamp

4.

Memory Game



Sample

Sample

Sample

Sample

Sample

Sample

rake

bonfire

leaf

h cocoa

fireplace

will

many

up

th
n

other

them

abo

these

out

so