



Buried Treasure Memory Game

9 Themed Cards



chest




island



pirate



chest



A Quiet
Simple Life
Sallie Borrink



A Quiet
Simple Life
Sallie Borrink

Thank You!

Thank you for purchasing this product. I hope you enjoy it!

Terms of Use

The Terms of Use are located at sallieborrink.com/digital-products-terms-of-use

Permission is granted only for usage as outlined on the current Terms of Use page, which is updated as needed by law. Feel free to contact me if you have questions about the Terms of Use. I will be happy to discuss them with you.

Contact Me

Email: Sallie@SallieBorrink.com

Website: SallieBorrink.com

Shop: SallieBorrink.com/shop

Pinterest Boards: pinterest.com/sallieborrink

Graphics Credits

Clip Art: Dreamstime



A Quiet
Simple Life
Sallie Borrink

Directions for Creating Your Memory Game

Print on paper or cardstock. I recommend cardstock for the best result. If you wish to keep the cards for multiple children, laminating them would help preserve them.

Print off two copies of the cards, double-sided with the colored page. The colored page on the back on the cards will help hide the image underneath when playing. (Plus it looks cute!)

Cut them out and your learners are ready to play!

Enjoy!



chest




map



spyglass



pirate




wheel



island



parrot



ship



loot

