
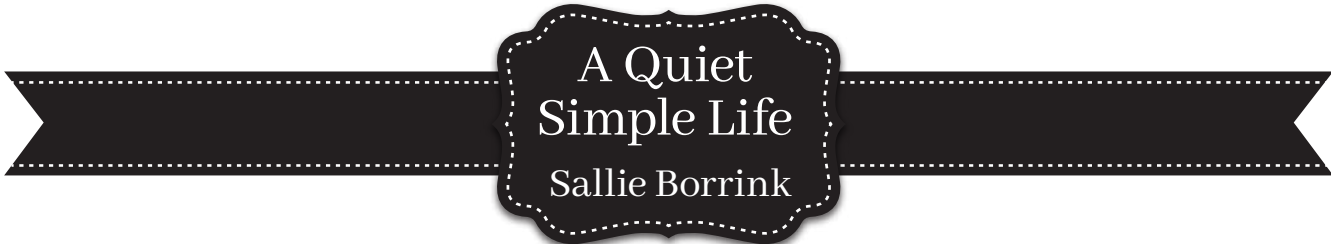


# Bumblebee Paper Roll Craft

Easy Print and Go  
with 4 Options



A Quiet  
Simple Life  
Sallie Borrink



A Quiet  
Simple Life  
Sallie Borrink

## Thank You!

Thank you for purchasing this product. I hope you enjoy it!

## Terms of Use

The Terms of Use are located at [sallieborrink.com/digital-products-terms-of-use](http://sallieborrink.com/digital-products-terms-of-use)

Permission is granted only for usage as outlined on the current Terms of Use page, which is updated as needed by law. Feel free to contact me if you have questions about the Terms of Use. I will be happy to discuss them with you.


## Contact Me

Email: [Sallie@SallieBorrink.com](mailto:Sallie@SallieBorrink.com)


Website: [SallieBorrink.com](http://SallieBorrink.com)

Shop: [SallieBorrink.com/shop](http://SallieBorrink.com/shop)

Pinterest Boards: [pinterest.com/sallieborrink](http://pinterest.com/sallieborrink)




Use this head...



... or draw your own!

## 3 Stripe Bee Body



The yellow body piece was made a little bit larger than you might need. Trim it to fit your toilet roll.



# 3 Stripe Bee Body




The yellow body piece was made a little bit larger than you might need. Trim it to fit your toilet roll.

Use this page if your child wants to color the pieces.




You can also use these as templates for cutting out pieces from construction paper.



## 4 Stripe Bee Body

The yellow body piece was made a little bit larger than you might need. Trim it to fit your toilet roll.




# 4 Stripe Bee Body



The yellow body piece was made a little bit larger than you might need. Trim it to fit your toilet roll.

Use this page if your child wants to color the pieces.



You can also use these as templates for cutting out pieces from construction paper.